















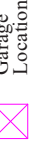








Preliminary

LEGEND

-  Sewer Housing Connection/Manhole
-  Limestone Retaining Wall
-  Modular Wall
-  Bushfire Attack Level
● BAL 12.5 ● BAL 19 ● BAL 29

-  Western Power Mini Pillar & Connection
-  Western Power Uni Pillar & Connection
-  Western Power Padmount Site
-  Street Light
-  Cross Over

-  Water Meter
-  Deferred Water Service
-  Water Hydrant
-  Water Valve
-  Footpath
-  Garage Location

-  Drainage Grate
-  Drainage Manhole
-  Side Entry Pit
-  Road Level
-  Lot Level
-  Rain Garden

All Dimensions and Areas are subject to survey. The particulars on this brochure are supplied for identification purposes only and shall not be taken as a representation in any aspect on the part of the vendor or its agents. Authorities should be consulted when services are contained within lot boundaries as building restrictions may apply. All retaining walls, services and associated easements are shown exaggerated for legibility. Tress are indicative only.

ACCOLADE
SOUTHERN RIVER

PROGRESS
DEVELOPMENTS